

CFL-SP002C-F2T
SPECIALTY SERIES: FOREST SERIES



General Product Description

Liner Dimensions: 16' x 7' or to order

Depth of Relief: 2" Max

Dimensions and surface texture may vary according to project specifications

Fabrication and Installation

All liners are fabricated from urethane rubber (+/- 50 uses)

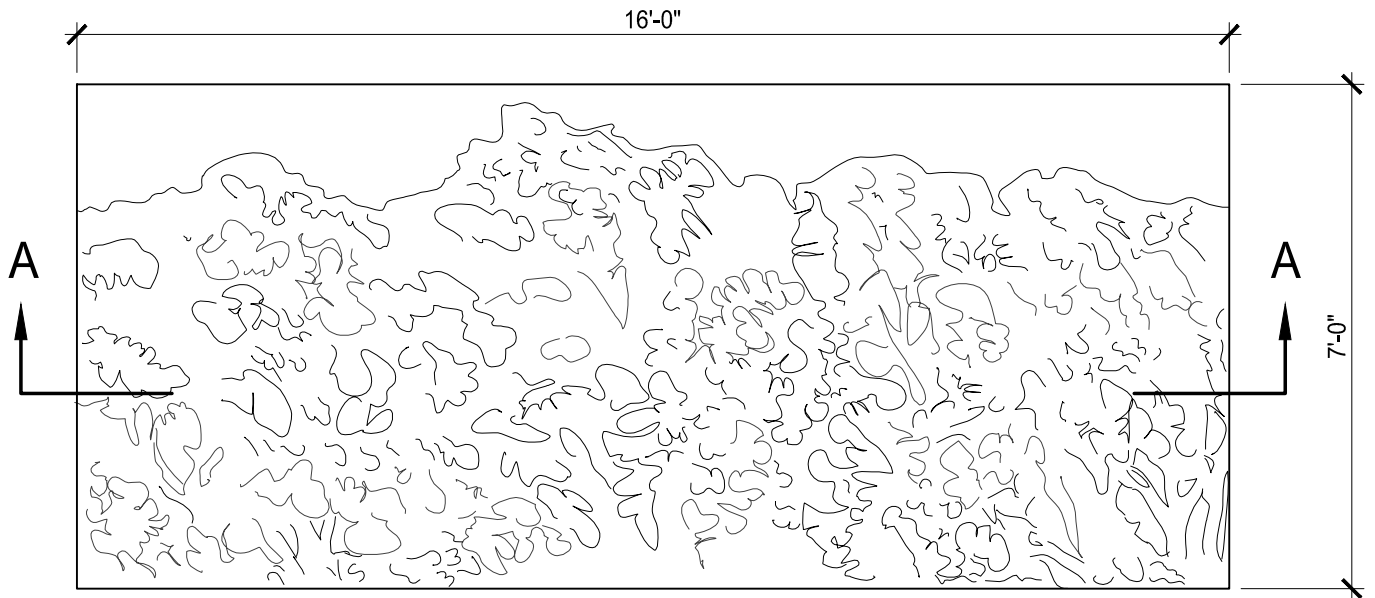
Form liners can be reinforced with wood or other suitable material as specified

Release Agents

Release agents must be approved and applied according to CFL's installation instructions

NO SUBSTITUTIONS WILL BE ALLOWED WITHOUT PRIOR WRITTEN APPROVAL FROM PRODUCT ENGINEER OR ARCHITECT
Please call CFL for full specifications and installation instructions for our form liner products

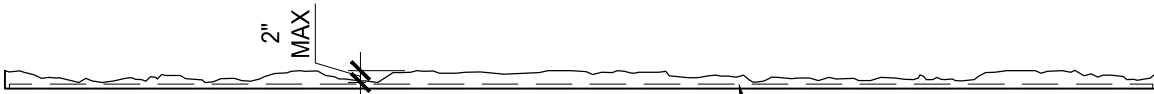
CFL-SP002C-F2T SPECIALTY SERIES: FOREST SERIES



CONCRETE ELEVATION: F2T

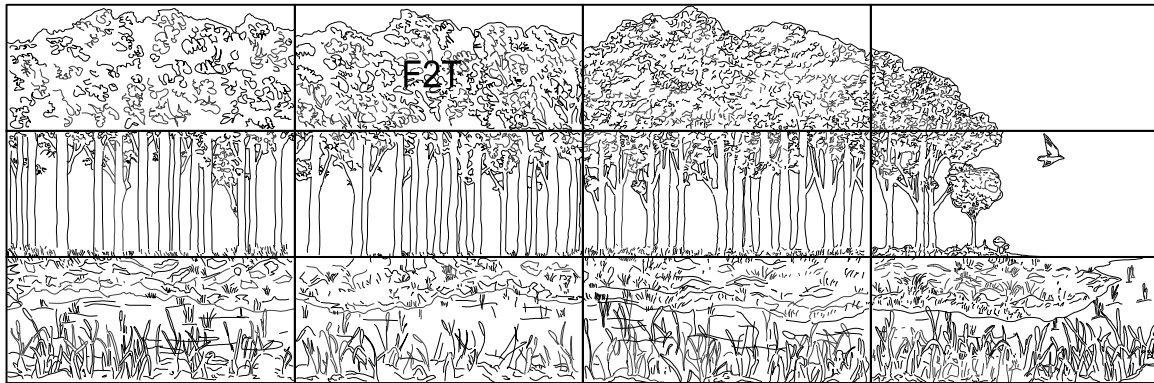


CONCRETE SECTION VIEW: A



FORM LINER SECTION VIEW: A

NOTE: FORM LINER THICKNESS VARIES ACCORDING TO THE SIZE OF THE PANEL.



SAMPLE LAYOUT

NO SUBSTITUTIONS WILL BE ALLOWED WITHOUT PRIOR WRITTEN APPROVAL FROM PRODUCT ENGINEER OR ARCHITECT
Please call CFL for full specifications and installation instructions for our form liner products