

**CFL-SP002C-F1T**  
**SPECIALTY SERIES: FOREST SERIES**



**General Product Description**

Liner Dimensions: 16' x 7' or to order

Depth of Relief: 2" Max

Dimensions and surface texture may vary according to project specifications

**Fabrication and Installation**

All liners are fabricated from urethane rubber (+/- 50 uses)

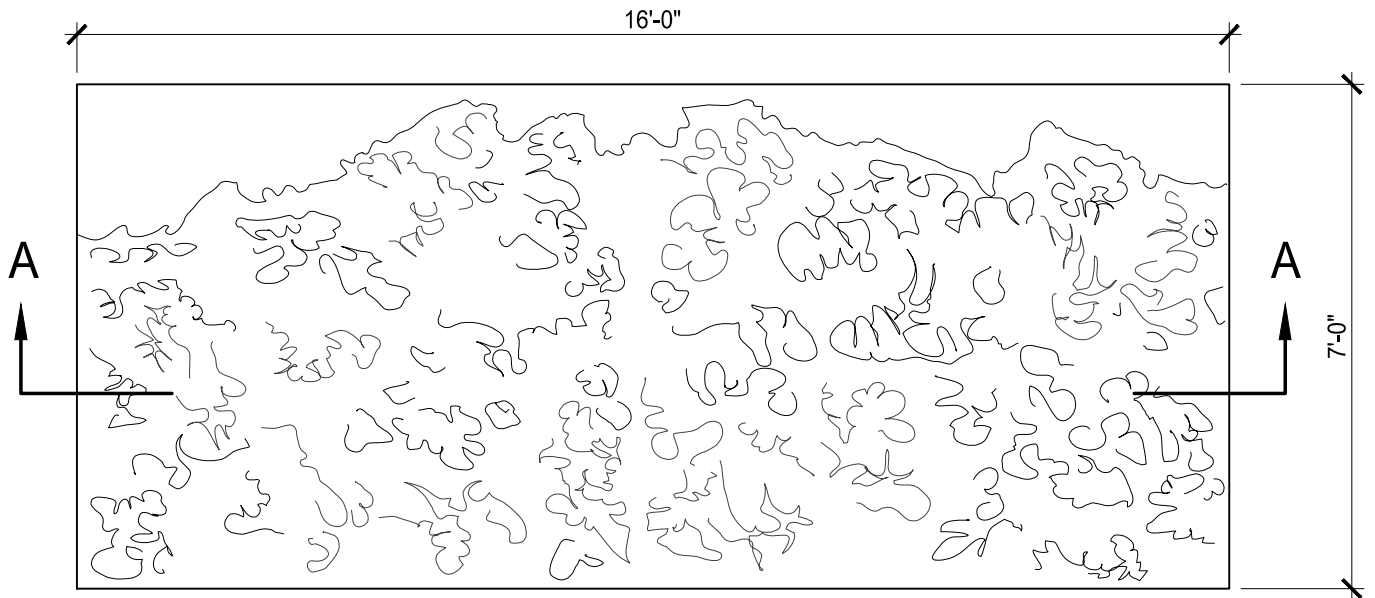
Form liners can be reinforced with wood or other suitable material as specified

**Release Agents**

Release agents must be approved and applied according to CFL's installation instructions

NO SUBSTITUTIONS WILL BE ALLOWED WITHOUT PRIOR WRITTEN APPROVAL FROM PRODUCT ENGINEER OR ARCHITECT  
Please call CFL for full specifications and installation instructions for our form liner products


**CFL-SP002C-F1T**  
**SPECIALTY SERIES: FOREST SERIES**



CONCRETE ELEVATION: F1T



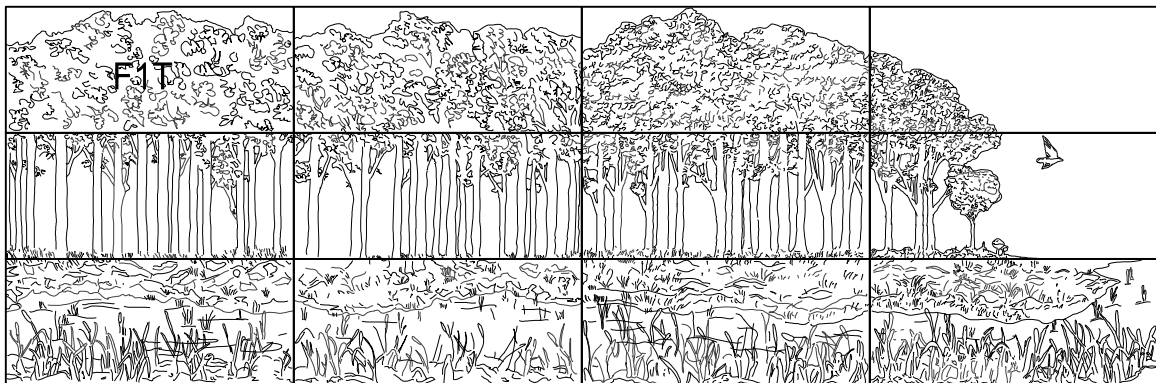
CONCRETE SECTION VIEW: A



FORM LINER SECTION VIEW: A

OPTIONAL PLYWD. BACKING

NOTE: FORM LINER THICKNESS VARIES  
ACCORDING TO THE SIZE OF THE PANEL.



SAMPLE LAYOUT

NO SUBSTITUTIONS WILL BE ALLOWED WITHOUT PRIOR WRITTEN APPROVAL FROM PRODUCT ENGINEER OR ARCHITECT  
Please call CFL for full specifications and installation instructions for our form liner products