


**CFL-WL007**

**WILDLIFE SERIES: BASS**



**General Product Description**

Liner Dimensions: 4'-0" x 8'-0" or to order

Depth of Relief: 2" MAX

Dimensions and surface texture may vary according to project specifications

**Fabrication and Installation**

All liners are fabricated from urethane rubber (+/- 50 uses)

Form liners can be reinforced with wood or other suitable material as specified

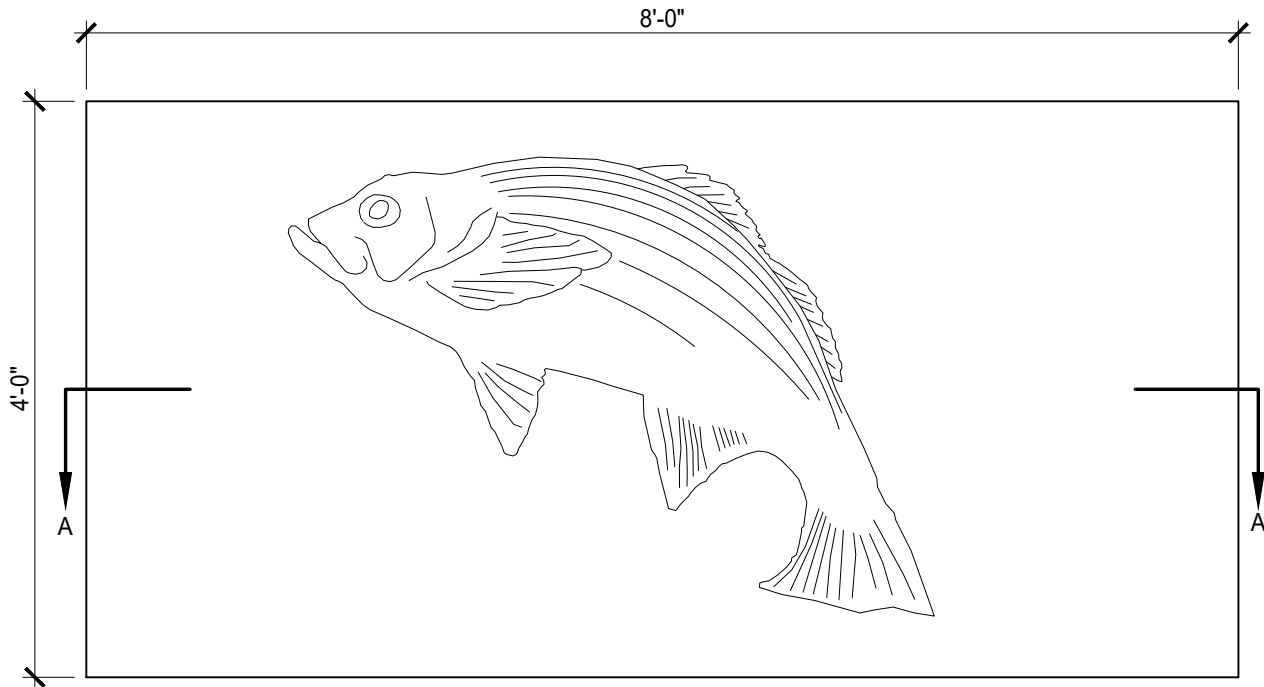
**Release Agents**

Release agents must be approved and applied according to CFL's installation instructions

Copyright © 2015 Creative Form Liners, Inc. All Rights Reserved.  
Please call CFL for full specifications and installation instructions for our form liner products

**CFL-WL007**

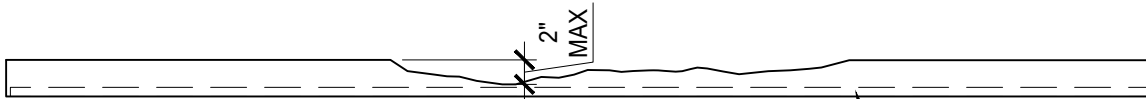
**WILDLIFE SERIES: BASS**



CONCRETE ELEVATION



CONCRETE SECTION VIEW: A



FORM LINER SECTION VIEW: A

OPTIONAL PLYWD. BACKING

NOTE: FORM LINER  
THICKNESS VARIES  
ACCORDING TO THE SIZE  
OF THE PANEL.

Copyright © 2015 Creative Form Liners, Inc. All Rights Reserved.  
Please call CFL for full specifications and installation instructions for our form liner products