


CFL-FF001

STANDARD SERIES: STANDARD BRICK PATTERN



General Product Description

Liner Dimensions: $94\frac{3}{16}$ "(W) x $47\frac{5}{8}$ "(H) or to order

Depth of Relief: $\frac{1}{2}$ " Max

Dimensions and surface texture may vary according to project specifications

Fabrication and Installation

All liners are fabricated from urethane rubber (+/- 50 uses)

Form liners can be reinforced with wood or other suitable material as specified

Release Agents

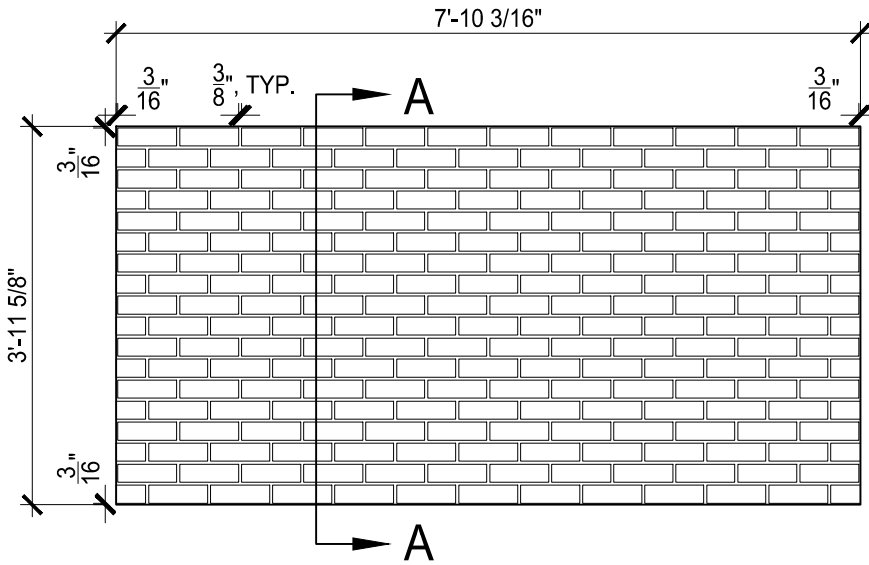
Release agents must be approved and applied according to CFL's installation instructions

Please call CFL for full specifications and installation instructions for our form liner products

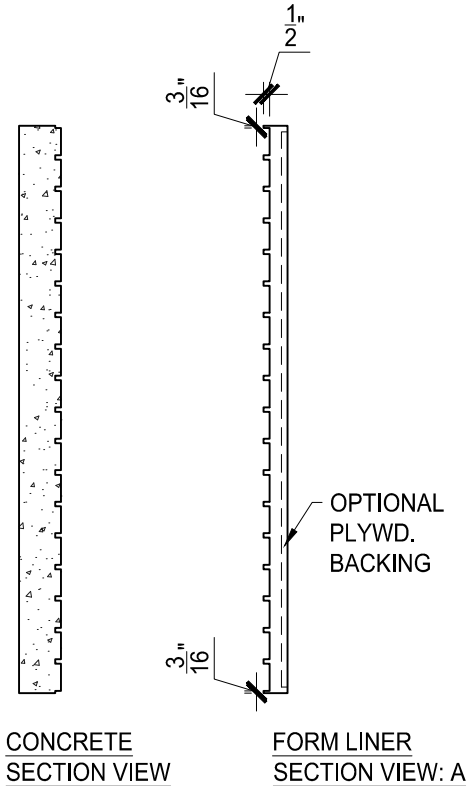
Liner Dimensions: $94\frac{3}{16}$ "(W) x $47\frac{5}{8}$ "(H)
 Depth of Relief: $\frac{1}{2}$ " Max
 Brick Size (Nominal): $7\frac{7}{16}$ "(W) x $2\frac{1}{4}$ "(H)
 Mortar Joints: $\frac{3}{8}$ "(W) Typical

CFL-FF001

STANDARD SERIES: STANDARD BRICK PATTERN



CONCRETE
PLAN VIEW



NOTE: FORM LINER THICKNESS VARIES ACCORDING TO THE SIZE OF THE PANEL.

Please call CFL for full specifications and installation instructions for our form liner products